

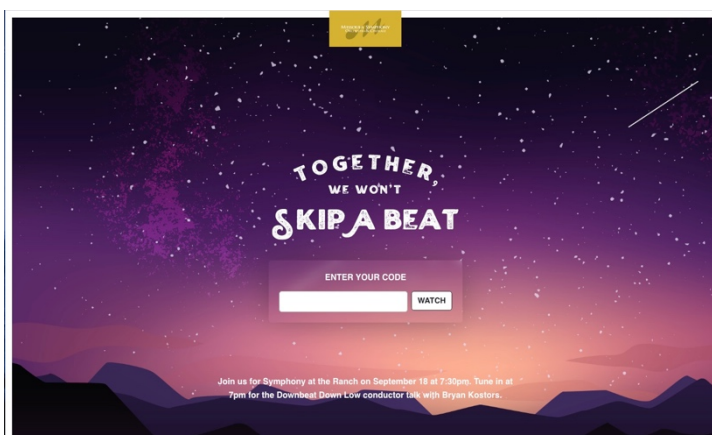
HOW TO STREAM MISSOULA SYMPHONY CONCERTS

Thank you for supporting this season of streamed concerts. To access our concerts, simply go to this website on your computer, tablet or phone:

stream.missoulasymphony.org

- Log in using the access code you received via mail and email. Your access code is essentially your ticket to see the concert.
- Once you've done this, you will see the available performance for your access code.
- Click on the concert icon and the concert will begin at 7:30 p.m.

**** Please access the concert portal 5-10 minutes before the concert begins**



TEST SITE: Please log in to stream.missoulasymphony.org a few days before the concert to make sure you can see the test stream. Follow the steps above and use the passcode **ELF** and you should see a short “trailer” video of Holiday Pops!. If you do not see and hear this test stream, please contact our office at 721-3194.

SYSTEM RECOMMENDATIONS AND REQUIREMENTS

Newest version of Google Chrome, Firefox, MS Edge, or Safari (Some device to smart TV recommendations do require use of Google Chrome as your internet browser.)

Operating system: Windows 7+, Mac OS X 10.7+, or Ubuntu 10+

Internet connection with 1+ Mbps

If you are unable to access YouTube videos on your computer or device, please check your firewall settings.

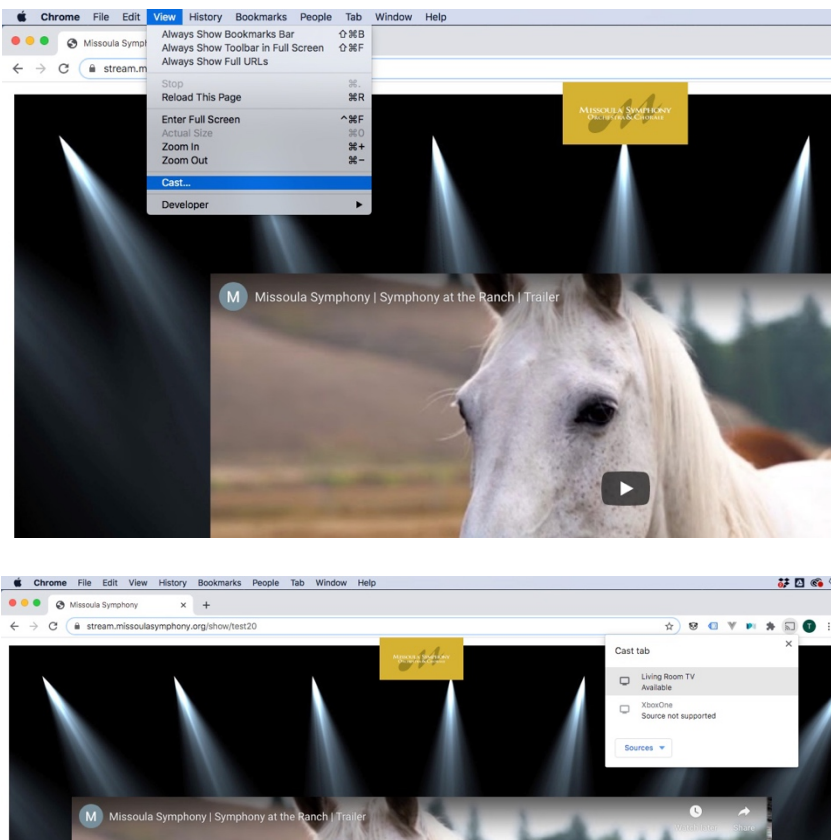
WAYS TO STREAM SYMPHONY PERFORMANCES TO YOUR TV

For those of you wanting an enhanced concert experience on your television, below you will find several options for streaming the concert from your computer, tablet or phone to a television. Because our patrons have a variety of different technologies available to them, we will try our best to give you a few options that might work for you.

Here are some ways you can connect your streaming Missoula Symphony Orchestra concert to your television:

1. Google Cast From Your Device (computer, tablet or phone)

Once you have the performance ready to play on your computer, tablet or phone go to the top menu bar on the device and select “View” and “Cast.” This will show all available devices to which you can cast the stream. Make sure the smart TV you wish to cast to is on and connected to the same network as your device. If you do not have any available devices, your TV might not be supported for this option.

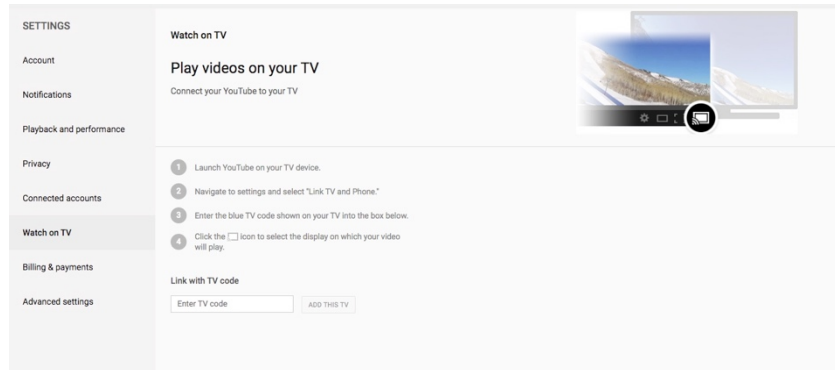


For more information click here:

<https://support.google.com/chromecast/answer/3006709?hl=en>

2. Pair YouTube With Your Computer**

This option does require a Google account to successfully connect. Please sign into your Google account either through Google.com or through [YouTube.com/signin](https://www.youtube.com/signin). Once there, please visit <https://www.youtube.com/pair> and follow the instructions on your screen to link your TV with your computer. Once you have successfully paired your computer to your TV, you will see an option at the bottom of the YouTube embedded video to play the performance on your screen.




For more information or tips troubleshooting visit: <https://www.techradar.com/how-to/how-to-watch-youtube-on-your-tv>

The YouTube app can be found on most smart TVs and external smart TV enhancement devices like ROKU, Amazon's Firestick and AppleTV. For more information on how to get YouTube on your TV, visit: <https://support.google.com/youtubetv/answer/7452153?hl=en>

*** YouTube Pair requires an account with Google , such as a Gmail account. However, if you don't have a Gmail account you can still set up an account with Google.*

<https://accounts.google.com/signup>

3. **Airplay From Your Apple Device**

- A. Make sure your Apple device (Mac, iPad or iPhone) and Apple TV are **on the same network**.
- B. Once you have the performance ready to play on your device, click the AirPlay status icon  in the menu bar, then choose your Apple TV.
Note: If you don't see the AirPlay status icon in the menu bar, check that your Apple TV is set up correctly.
- C. To see whether your desktop matches the size of the Mac screen or the TV screen, click the AirPlay status icon then choose This Mac or your Apple TV. When you're using AirPlay Mirroring, the AirPlay status icon in the menu bar is blue.

4. **Hardware Options to Connect Your Computer to your TV**

Almost all flat screen TVs, smart or not, have two HDMI inputs. Most non-Apple laptops (PC's), tablets and older Apple laptops have HDMI ports (in and out look the same). New Apple laptops and laptops use USB-C ports. Apple tablets (iPad) use Lightning ports (same port as where they are charged).

- A. First, determine what the output of your laptop or tablet is.
- B. Turn on your TV.
- C. Click on Input via your remote and input selections should appear.
- D. On your remote select HDMI 1 or HDMI 2 as the input. Now your TV is essentially the same as your computer monitor.
- E. If the output is HDMI all you need is an HDMI to HDMI cable. This is the same cable as the one that connects the TV to the DVR or the TV to a DVD player.
- F. If the output is not HDMI, you have to determine what it is and get an adapter from that output to HDMI. The adapters are small, short "sticks" and you still need an HDMI to HDMI cable to go from the adapter to the TV.

Adapters for Apple tablet (iPad) with lightning output can be purchased from Amazon for around \$20.

HDMI Cable (this option may require an additional HDMI adapter as listed above):

<https://www.wikihow.com/Connect-HDMI-to-TV>

Google Chromecast: <https://store.google.com/us/product/chromecast> Can be purchased at Best Buy for \$30.

**IF ALL ELSE FAILS, YOU CAN WATCH THE PERFORMANCE ON YOUR COMPUTER OR TABLET!!
Even on your phone, if you're on the go! Just remember to make sure the audio is turned up. :)**

ADDITIONAL QUESTIONS:

1. *I'm not comfortable with technology. Can you help me?*

Never fear! If the above suggestions don't work, we have phone support if you need it. **Please call our office at: 406-721-3194 a few days before the concert so we can assist you.** We also will have limited technical support the evening of the concert, but it's best to try to get the test stream to work before the day of the concert.

On a very basic level, all you need to do is go to: stream.missoulasymphony.org, type in your access code, and turn up your computer volume.

2. *Do I need a Google account to download the YouTube app, in order to stream the performance to my TV?*

There are options available to stream the performance to your TV without a Google account such as: Casting, Airplay (if you have an AppleTV), or using an HDMI cable. However, if these options don't work for you, we recommend signing into a Google account or creating one now.

3. *The video isn't showing on the page and reads, "This video is unavailable."*

There may be an error with YouTube blocking the embedded video. Please follow the instructions above the video that says, "View this video on YouTube."